




<p>Class: Willows</p> <p>Term: Autumn 2023</p>	<p>School Days</p> <p>This project teaches children about their own school and locality, both today and in the past. They compare schooling in the Victorian era to their experiences today.</p> <p>Driver Subject: History</p> 
<div>  <div> <p>Science Projects</p> <p><i>Plant Parts</i></p> <p><i>Animal Parts</i></p> </div>  </div> <p>These projects teach the children about wild and garden plants by exploring the local environment. They identify and describe the basic parts of plants and observe how they change over time. The Animal Parts project teaches children about animals, including fish, amphibians, reptiles, birds, mammals and invertebrates. They identify and describe their common structures, diets, and how animals should be cared for.</p>	
<p>English</p> <p>Diaries, letters, list poems</p>	
<p>Maths</p> <p>Numbers to 100</p> <p>Addition and subtraction</p> <p>Properties of shape</p>	
<p>Religious Education</p> <p><i>Big Question – What is important in life?</i></p> <p>Why is learning to do good deeds so important to Jewish people?</p> <p>Why does Christmas matter to Christians?</p>	
<p>Music</p> <p>Tony Chestnut</p> <p>Carnival of the Animals</p>	<p>Computing</p> <p>Staying safe online</p> <p>Algorithms</p>
<p>Design & Technology</p> <p>Wheels, axles and chassis and how they work together to make a vehicle move.</p>	<p>Art</p> <p>Work depicting streets and buildings and focusing on the work of the American pop artist, James Rizzi.</p>
<p>PSHE</p> <p>Tying Shoelaces</p> <p>Healthy Eating</p> <p>Brushing Teeth</p> <p>Bullying</p> <p>Body Language</p>	<p>PE and Games</p> <p>Monday: Invasion Games: Attack, Defend, Shoot</p> <p>Wednesday: gymnastics and dance</p>

Ideas for Home Learning

1. Put these time words and phrases in order, then write a sentence using each of them. • a long time ago • last year • in the future • tomorrow • last week • yesterday
2. A timeline is a line that has important events on it in chronological order. Complete a timeline of your life. Think about the important things that have happened and when, such as being born, starting school and moving year groups.
3. Children go to school for teaching and learning. It is a special place for children for lots of different reasons. Write a list poem entitled 'My school is a special place' to explain why school is a special place for you. Use a capital letter at the start of each sentence and a full stop at the end.
4. Draw a plan of your school from memory and label the different areas, such as the hall, library and classrooms. Then choose one of these areas and circle it on your plan. Write a few sentences to explain what the area is used for and why the area is important to you.
5. The Victorian era was the time from 1837 to 1901 when Queen Victoria was the monarch of the United Kingdom. Use books and the internet to answer these questions about Queen Victoria.

Early life • When was Queen Victoria born? • What hobbies did she have?
Queen Victoria's reign • For how many years did Queen Victoria reign? • When did she die and where was she buried? • Who was the following monarch? **Becoming queen** • When did Princess Victoria become queen? • When did she get married and who did she marry? • How many children did Queen Victoria have?

Useful websites

BBC Primary History – Education and life in the Victorian classroom
BBC Primary History – A Victorian Board School CBBC – *The students get a Victorian schooling*
BBC Bitesize – Who was Queen Victoria?
DKfindout! – Victorian Britain – Victorian Facts
Museum of London – What was life like for children in Victorian London?
Wilderspin National School – Samuel Wilderspin

Good reads

Going to School by Rebecca Rissman
Info Buzz: Schools by Izzi Howell
Pocket Edition 100 Facts: Victorian Britain by Jeremy Smith
Info Buzz: Queen Victoria by Izzi Howell
Miss Molly's School of Manners by James MacLaine